

HARDWARE / SPECIFICATIONS / FEATURES / ACCESSORIES

Large Premium Console



WA68X Series

Compact Premium Console



WA67X Series

Column / Wall Console



Power Requirements	115/230V, 15 amp*, 50/60 Hz, 1 ph †
Processor	Intel® Core™ i3 - 3.7Ghz (or greater)
Memory	4 GB of DDR3 SDRAM
Hard Drive	250.0 GB SSD (or greater)
DVD-RW/CD-RW Drive	Yes - Standard
Monitor Class	24" Widescreen or 27" Widescreen LCD (32" available on large console)
Wireless Network Module	Yes - Standard
Operating System	Windows® 10
Supports TD Targets	Yes - Standard
Supports HD Targets	Yes - Standard
Large Console with Drawers	Yes - Standard
Compact Console with Printer Drawer	Yes - Standard
Console-top Storage and Charging	Yes - Standard
Color Ink Jet Printer	Yes - Standard
Award-Winning WinAlign® Software	Yes - Standard
Vehicle Specifications (30 plus years)	Yes - Standard - 2 Years Free Updates
CodeLink® Steering System Reset	Yes - Standard
VIN Barcode Reader	Yes - Standard
Complete TPMS Reset Database	Yes - Standard
Live Ride Height Adjustment	Yes - Standard
Fully Integrated Alignment	Yes (FIA Equipped Rack Required)
Modified Vehicle Alignment	Yes - Standard with WinAlign Tuner™
Vehicle Inspection with Photos	Yes - Standard
Tools and Kits - Basic Catalog	Yes - Standard
Tools and Kits - Video and Photos	Yes - Standard
Equipment Video Help / Assistance	Yes - Standard
HunterNet featuring WebSpecs®	Yes - 2 Years Free Standard
Training and Productivity Aids	4,000+ Photos, 1,600+ Illustrations, 400+ Videos and Animations
Steering Wheel Holder	Yes - Standard
Brake Pedal Depressor	Yes - Standard
Wireless Remote	Yes - Standard
Power Line Filter	Yes - Standard
Drive-on Camera Compatible	Yes - Standard
Internet Connection	Ethernet cable recommended

* Amperage shown is minimal circuit rating † Isolated Ground Recommended

For aligner information visit:
www.hunter.com/alignment

For local contact visit:
www.hunter.com/company/findrep.cfm

For general inquiries visit:
www.hunter.com or call 800-448-6848

Continued on Reverse



Because of continuing technological advancements, specifications, models and options are subject to change without notice.

SENSOR COMPATIBILITY

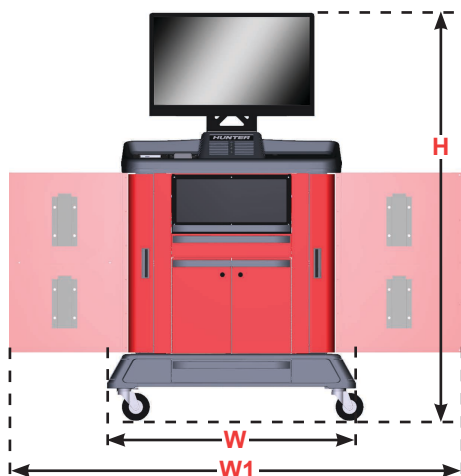
	HE421	HS421	HS401	DSP600	DSP700	DSP500
WinAlign® Version Required	✓ V14.1	✓ V14.1	✓ V14.1	✓ V14.1	✓ V14.1	✓ V14.1

CONSOLE CONFIGURATIONS

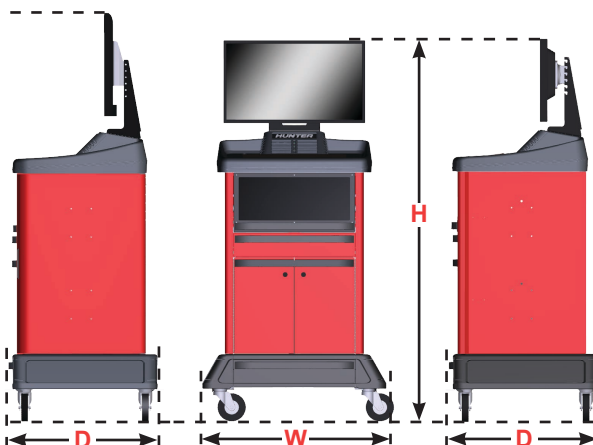
	WA685	WA684	WA683	WA674	WA673	WA624	WA623
Large Cabinet Console-top Storage/Charging, Storage Drawers	✓	✓	✓				
Compact Premium Console-top Storage/Charging, Printer Drawer				✓	✓		
Column/Wall-mount						✓	✓
LCD	32 in. Widescreen	27 in. Widescreen	24 in. Wide-screen	27 in. Widescreen	24 in. Wide-screen	27 in. Widescreen	24 in. Wide-screen
Width (W)	43 in. 1092 mm	43 in. 1092 mm	43 in. 1092 mm	32 in. 813 mm	32 in. 813 mm	30.5 in. 775 mm	30.5 in. 775 mm
Open Width (W1)	79.5 in. 2019 mm	79.5 in. 2019 mm	79.5 in. 2019 mm	-	-	-	-
Height (H)	70 - 72.5 in. 1778 - 1842 mm	68.5 - 71 in. 1740 - 1803 mm	65.5 - 68.5 in. 1664 - 1740 mm	68.5 - 71 in. 1740 - 1803 mm	65.5 - 68.5 in. 1664 - 1740 mm	40.25 - 44.25 in. 1022 - 1124 mm	39.25 in. 997 mm
Depth (D)	25 in. 635 mm	25 in. 635 mm	25 in. 635 mm	25 in. 635 mm	25 in. 635 mm	23.5 in. 597 mm	23.5 in. 597 mm
Shipping Weight	517 lbs. 235 kg	491 lbs. 223 kg	447 lbs. 203 kg	344 lbs. 156 kg	300 lbs. 136 kg	349 lbs. 158 kg	305 lbs. 138 kg

Space consideration for storage of accessories and targets: For large and compact consoles, add 10 inches (254 mm) to depth for accessories. Optional rear storage will require at least 16 inches (406 mm) behind console

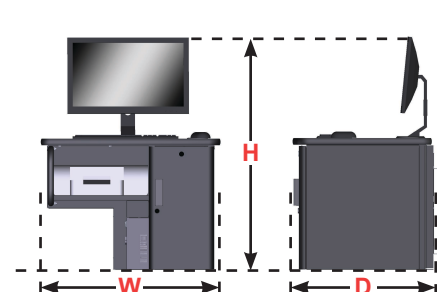
Large Premium Console



Compact Premium Console



Column / Wall Console



Because of continuing technological advancements, specifications, models and options are subject to change without notice.

For aligner information visit:
www.hunter.com/alignment

For local contact visit:
www.hunter.com/company/findrep.cfm

For general inquiries visit:
www.hunter.com or call **800-448-6848**